



EUROPEAN CENTRAL BANK  
BANKING SUPERVISION

## Press release

26 June 2024

# ECB publishes supervisory banking statistics on significant institutions for the first quarter of 2024

- Aggregate Common Equity Tier 1 ratio at 15.74% in first quarter of 2024 (down from 15.80% in previous quarter but up from 15.53% in first quarter of 2023)
- Aggregated annualised return on equity at 9.67% in first quarter of 2024 (up from 9.31% in fourth quarter and from 9.57% in first quarter of 2023)
- Aggregate non-performing loans ratio (excluding cash balances) stable at 2.31% (compared with 2.30% in previous quarter and 2.24% in first quarter of 2023)
- Share of loans showing significant increase in credit risk (stage 2 loans) at 9.50% (down from 9.73% in previous quarter but up from 9.31% of one year ago)
- The year-to-date amounts presented in the profit and loss tables are now also available as [linearly annualised](#) in the ECB Data Portal .

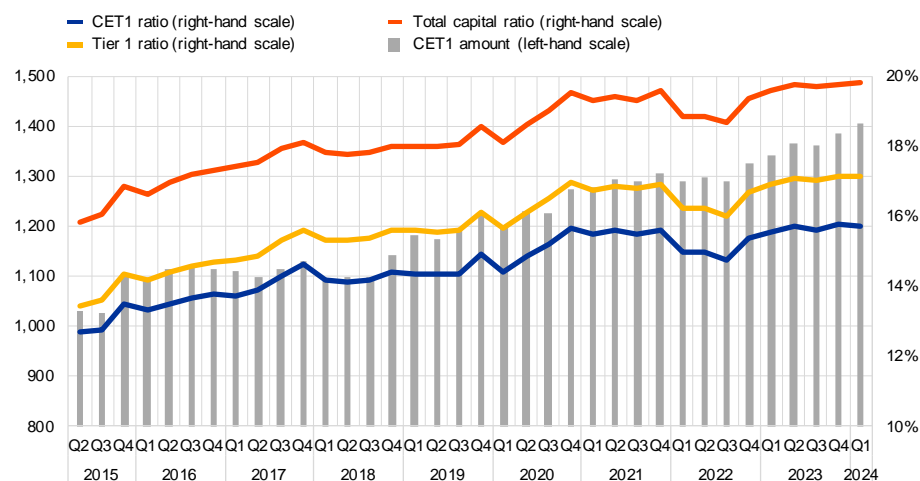
## Capital adequacy

The aggregate [capital ratios](#) of significant institutions (i.e. those banks that are supervised directly by the ECB) were stable in the first quarter of 2024. The aggregate Common Equity Tier 1 (CET1) ratio stood at 15.74%, the aggregate Tier 1 ratio stood at 17.12% and the aggregate total capital ratio stood at 19.81%. Aggregate CET1 ratios at country level ranged from 12.66% in Spain to 23.63% in Latvia.

## Chart 1

### Capital ratios and their components

(EUR billions; percentages)



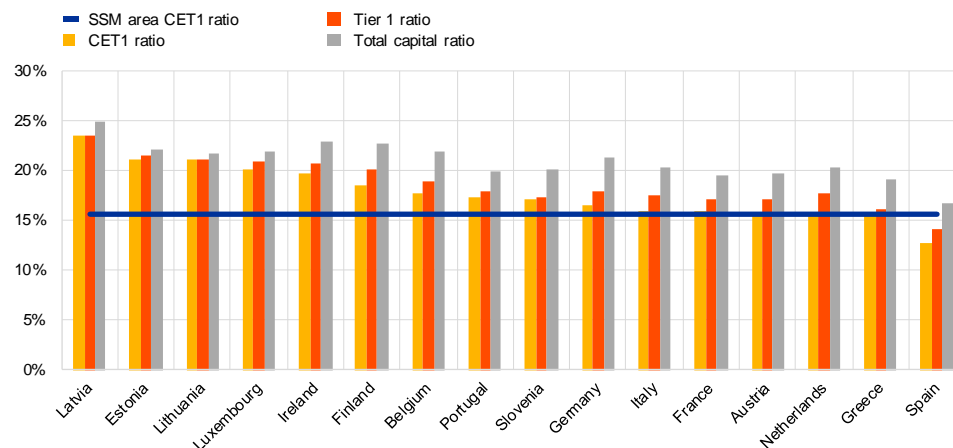
Source: ECB.

Note: "CET1" stands for "Common Equity Tier 1".

## Chart 2

### Capital ratios by country for the first quarter of 2024

(percentages)



Source: ECB.

Notes: "SSM" stands for "Single Supervisory Mechanism" and "CET1" stands for "Common Equity Tier 1". Some countries participating in European banking supervision are not included in this chart, either for confidentiality reasons or because there are no significant institutions at the highest level of consolidation in that country.

## Asset quality

The [non-performing loans \(NPL\) ratio excluding cash balances](#) at central banks and other demand deposits was stable, standing at 2.31% in the first quarter of 2024. The stock of NPLs (numerator)

### European Central Bank

Directorate General Communications

Sonnemannstrasse 20, 60314 Frankfurt am Main, Germany

Tel.: +49 69 1344 7455, email: [media@ecb.europa.eu](mailto:media@ecb.europa.eu), website: [www.ecb.europa.eu](http://www.ecb.europa.eu)

Reproduction is permitted provided that the source is acknowledged.

increased to €355 billion and the total of loans and advances excluding cash balances (denominator) up to € 15,344 billion (compared with € 15,070 billion in the fourth quarter of 2023).

In the first quarter of 2024 the share of non-performing loans to total loans exhibited heterogeneous dynamics at sector level, ranging from 3.55% for loans to non-financial corporations (up from 3.48% in the fourth quarter of 2023) to 0.64% for loans to other financial corporations (down from 0.70% in previous quarter), while the ratio stood at 2.24% for loans to households (up from 2.19% in the fourth quarter of 2023).

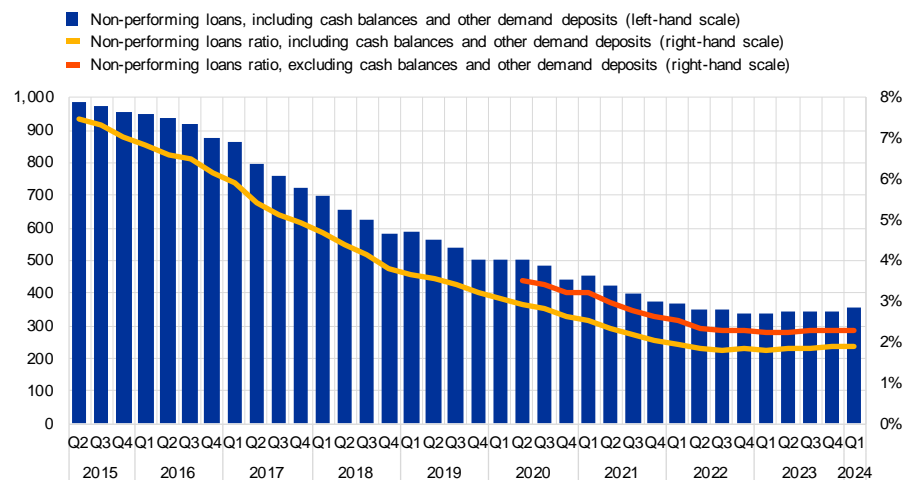
Cost of risk stood at an aggregate level of 0.50% in the first quarter of 2024 (up from 0.46% in the previous quarter). Across significant institutions, the interquartile range amounted to 0.49 percentage points (slightly up from the 0.45 percentage points seen in the previous quarter).

Aggregate stage 2 loans as a share of total loans down to 9.50% (compared with 9.73% in the previous quarter). Across counterpart sectors, the highest levels were observed for loans to non-financial corporations collateralised by immovable property (19.44%) and to Small and Medium-sized Enterprises (15.70%), up from 17.65% and 14.97% respectively in first quarter of 2023.

### Chart 3

#### Non-performing loans

(EUR billions; percentages)



Source: ECB.

#### European Central Bank

Directorate General Communications

Sonnemannstrasse 20, 60314 Frankfurt am Main, Germany

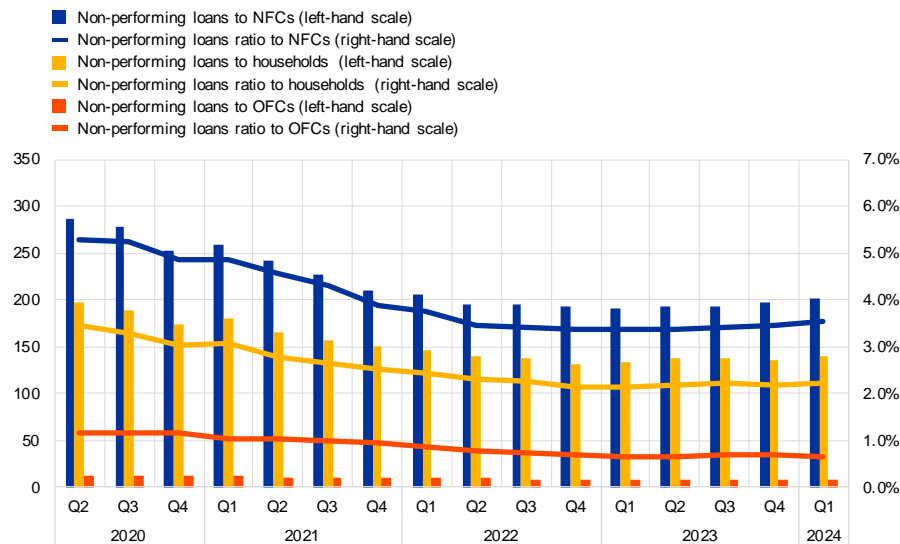
Tel.: +49 69 1344 7455, email: [media@ecb.europa.eu](mailto:media@ecb.europa.eu), website: [www.ecb.europa.eu](http://www.ecb.europa.eu)

Reproduction is permitted provided that the source is acknowledged.

### Chart 4

#### Non-performing loans by counterparty sector

(EUR billions; percentages)



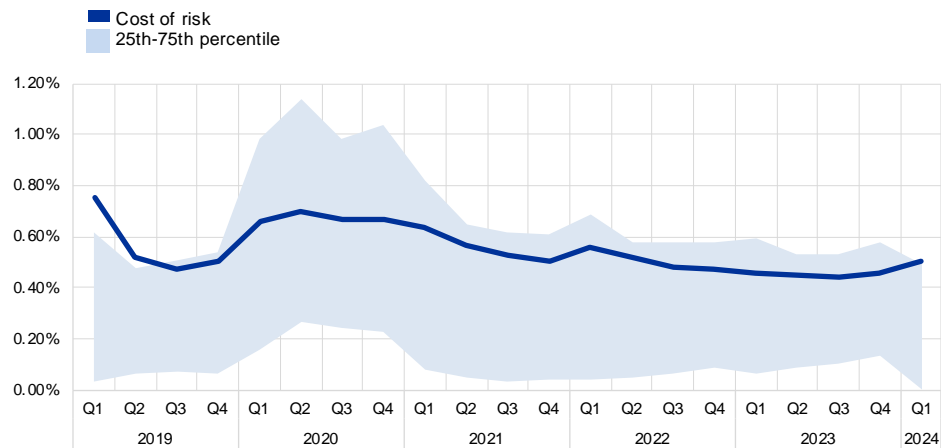
Source: ECB.

Note: "NFCs" stands for "non-financial corporations". "OFCs" stands for "other financial corporations".

### Chart 5

#### Cost of risk

(percentages)



Source: ECB.

#### European Central Bank

Directorate General Communications

Sonnemannstrasse 20, 60314 Frankfurt am Main, Germany

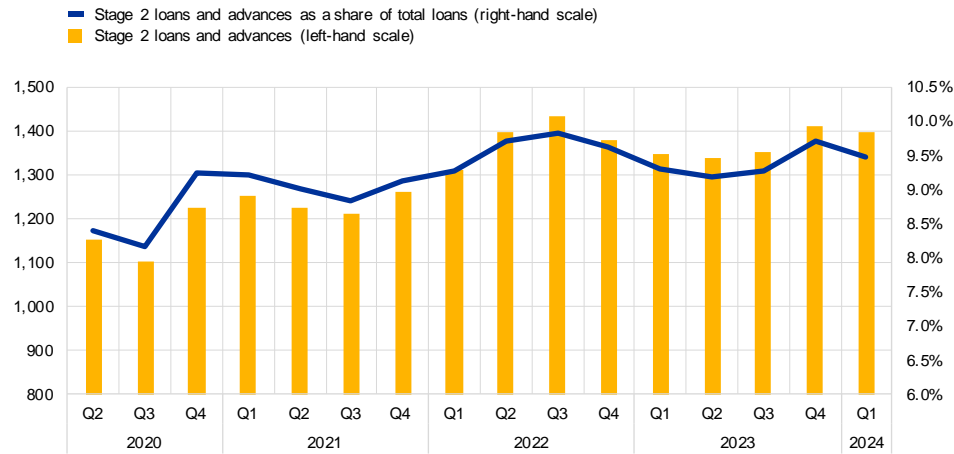
Tel.: +49 69 1344 7455, email: [media@ecb.europa.eu](mailto:media@ecb.europa.eu), website: [www.ecb.europa.eu](http://www.ecb.europa.eu)

Reproduction is permitted provided that the source is acknowledged.

### Chart 6

#### Stage 2 loans as a share of total loans and advances subject to impairment review

(EUR billions; percentages)



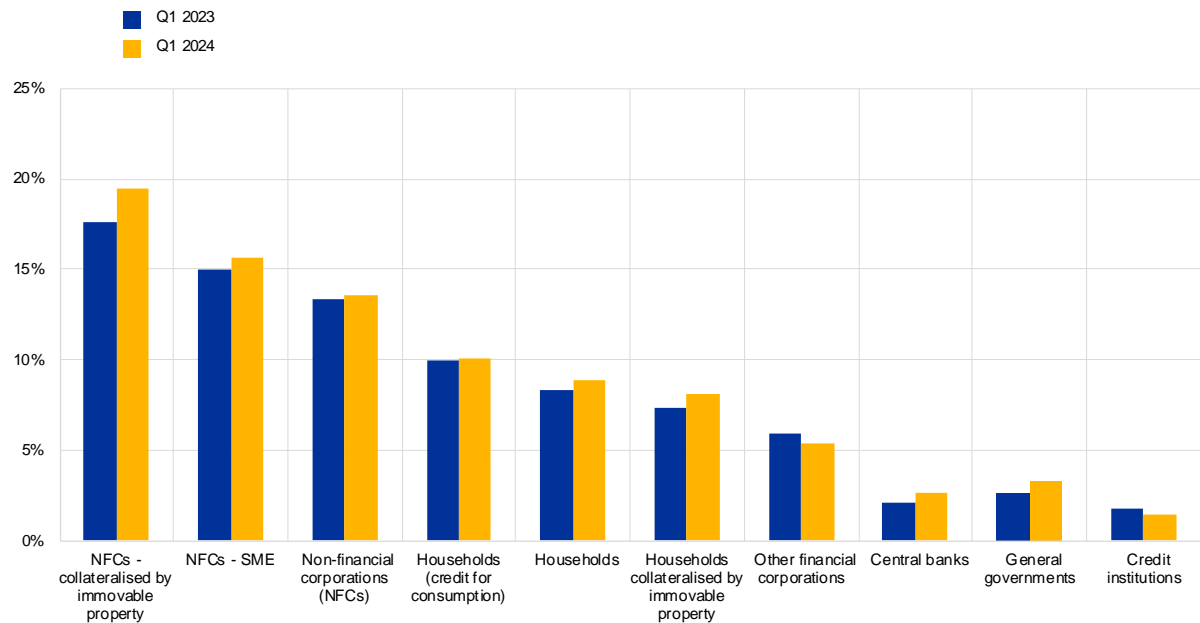
Source: ECB.

Note: Stage 2 includes assets that have shown a significant increase in credit risk since initial recognition.

### Chart 7

#### Stage 2 loans ratio by sector of the counterparty

(percentages)



Source: ECB.

#### European Central Bank

Directorate General Communications

Sonnemannstrasse 20, 60314 Frankfurt am Main, Germany

Tel.: +49 69 1344 7455, email: [media@ecb.europa.eu](mailto:media@ecb.europa.eu), website: [www.ecb.europa.eu](http://www.ecb.europa.eu)

Reproduction is permitted provided that the source is acknowledged.

## Return on equity

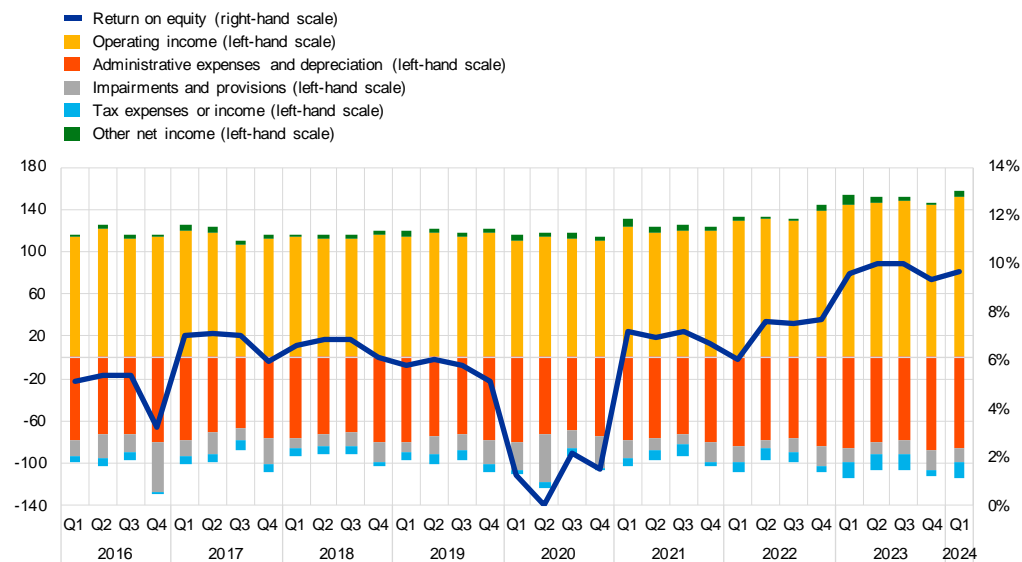
The aggregated annualised [return on equity](#) stood at 9.67% in the first quarter of 2024 (compared with 9.57% in the first quarter of 2023). A sizeable increase in operating income (driven by higher net interest income, which rose by 8.7% year on year) was partially compensated by higher equity (pushed by reserves up 8.9% from last year).

In the first quarter of 2024, the [net interest margin](#) increased further to 1.62% (compared with 1.48% one year ago), while showing noticeable structural differences across countries. This ratio ranged from 0.87% in France to 3.86% in Latvia.

### Chart 9

#### Return on equity and composition of net profit and loss

(EUR billions; percentages)



Source: ECB.

#### European Central Bank

Directorate General Communications

Sonnemannstrasse 20, 60314 Frankfurt am Main, Germany

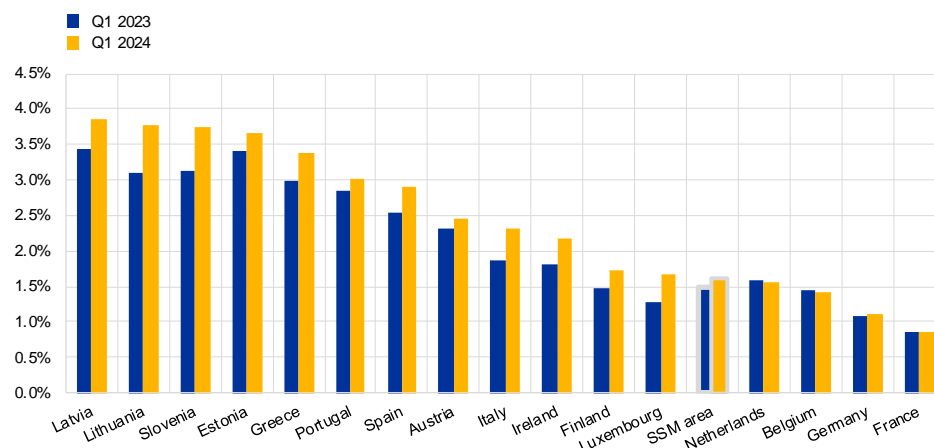
Tel.: +49 69 1344 7455, email: [media@ecb.europa.eu](mailto:media@ecb.europa.eu), website: [www.ecb.europa.eu](http://www.ecb.europa.eu)

Reproduction is permitted provided that the source is acknowledged.

## Chart 10

### Net interest margin by country for the first quarter of 2024

(percentages)



Source: ECB.

Notes: "SSM" stands for "Single Supervisory Mechanism". Some countries participating in European banking supervision are not included in this chart, either for confidentiality reasons or because there are no significant institutions at the highest level of consolidation in that country.

## Factors affecting changes

Supervisory banking statistics are calculated by aggregating the data that are reported by banks which report COREP (capital adequacy information) and FINREP (financial information) data at the relevant point in time. Consequently, changes from one quarter to the next can be influenced by the following factors:

- changes in the sample of reporting institutions;
- mergers and acquisitions;
- reclassifications (e.g. portfolio shifts as a result of certain assets being reclassified from one accounting portfolio to another).

For media queries, please contact [Nicos Keranis](#), tel.: +49 172 758 7237.

## Notes

- The complete set of [Supervisory banking statistics](#) with additional quantitative risk indicators is available on the ECB's banking supervision website and the time series are also available for download at the [ECB Data Portal](#).

### European Central Bank

Directorate General Communications

Sonnemannstrasse 20, 60314 Frankfurt am Main, Germany

Tel.: +49 69 1344 7455, email: [media@ecb.europa.eu](mailto:media@ecb.europa.eu), website: [www.ecb.europa.eu](http://www.ecb.europa.eu)

Reproduction is permitted provided that the source is acknowledged.