

Loans to individuals – France • April 2021

Housing loans production remains high in April and interest rates hit an all-time low

- The annual growth rate of outstanding loans to individuals rose by +5.3% in April (after +4.5% in March). This increase is explained by the dynamism of housing credit, whose growth rate was +5.9%, after +5.2% in March. The increase in the month-on-month growth rate is due to a base effect (new loan originations at the same time last year were significantly slowed by the effects of the first lockdown).
- Seasonally adjusted monthly production of housing loans excluding renegotiations amounted to EUR 19.4 billion (after EUR 17.7 billion in March). The share of renegotiations was stable at 17.1%. Monthly consumer credit production remains strong at EUR 5.5 billion, after EUR 5.7 billion in March (for comparison with other lockdown periods, it was EUR 5.5 billion in November and EUR 2 billion in April 2020).
- The average interest rate for new home loans reached a new low point at 1.15%, after 1.18% in March.

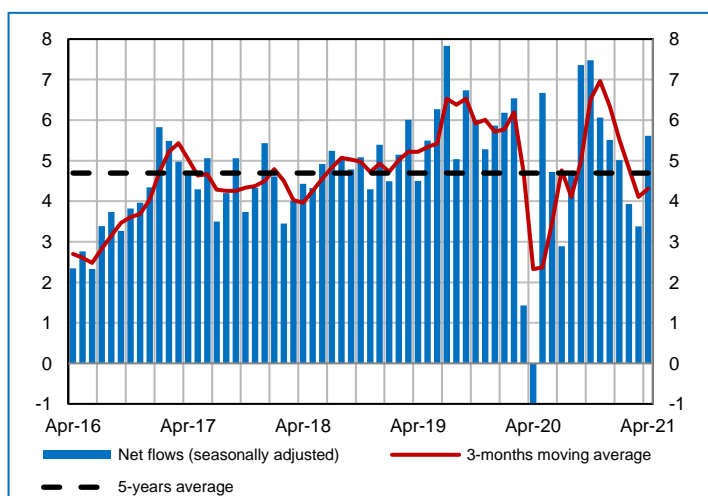
Outstanding amounts and annual growth rates (without seasonal adjustment)

(Outstanding amounts in € Bn, annual growth rate in %)

	End-of-month level	Annual growth rate		
	Apr-21	Feb-21	Mar-21	Apr-21
Total	1 376	4.1	4.5	5.3
<i>Lending for house purchase</i>	<i>1 156</i>	<i>5.0</i>	<i>5.2</i>	<i>5.9</i>
<i>Credit for consumption</i>	<i>189</i>	<i>-0.8</i>	<i>1.1</i>	<i>3.3</i>
<i>Other lending</i>	<i>31</i>	<i>2.2</i>	<i>1.2</i>	<i>-2.0</i>

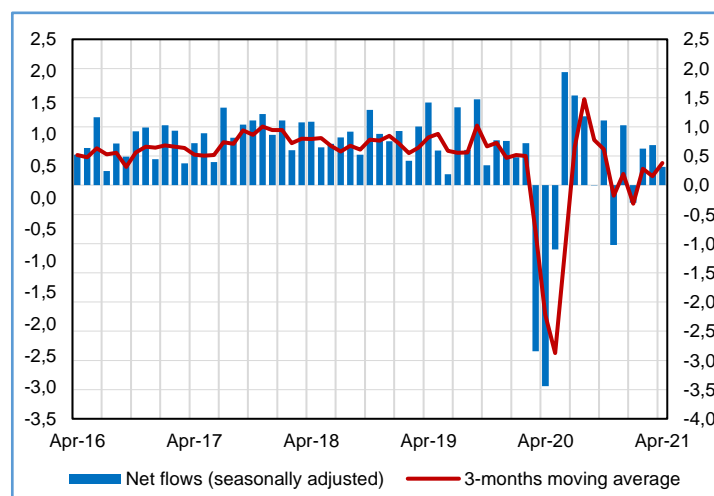
Housing loans to individuals (seasonally adjusted)

(In billion euros)



Credit for consumption (seasonally adjusted)

(In billion euros)



Production of new loans

(excluding overdrafts, monthly flows seasonally adjusted (a))

(volumes in billion euros, proportion in percentage)	Nov-20	Dec-20	Jan-21	Feb-21	Mar-21	Apr-21
- loans for consumption purposes (b)	5.5	5.3	6.1	5.8	5.7	5.5
- housing loans	22.4	20.3	18.5	18.7	21.4	23.3
<i>of which housing loans excluding renegotiations</i>	18.7	17.4	15.6	15.6	17.7	19.4
- proportion of renegotiation (not seasonally adjusted) in % (c)	16.5	14.2	15.9	16.8	17.2	17.1

Interest rates on new loans (narrow defined effective rate, monthly average)

(in percentage)	Nov-20	Dec-20	Jan-21	Feb-21	Mar-21 (e)	Apr-21 (f)
- housing loans	1.27	1.24	1.24	1.22	1.18	1.15
<i>of which housing loans long term and fixed rates</i>	1.27	1.24	1.24	1.21	1.18	1.15
<i>of which housing loans short term and floating rates</i>	1.33	1.33	1.32	1.29	1.26	1.23
<i>of which housing loans excluding renegotiations</i>	1.24	1.21	1.20	1.18	1.14	1.11
- loans for consumption purposes (b)	3.76	3.59	3.61	3.56	3.58	3.56
- overdrafts for individuals (d)	5.34	4.94	5.15	5.41	5.18	5.17

(a) Parameters for seasonal adjustment are updated each month, taking into account monthly data under review.

(b) Excluding revolving loans.

(c) Ratio of renegotiated loans on housing loans, both not seasonally adjusted

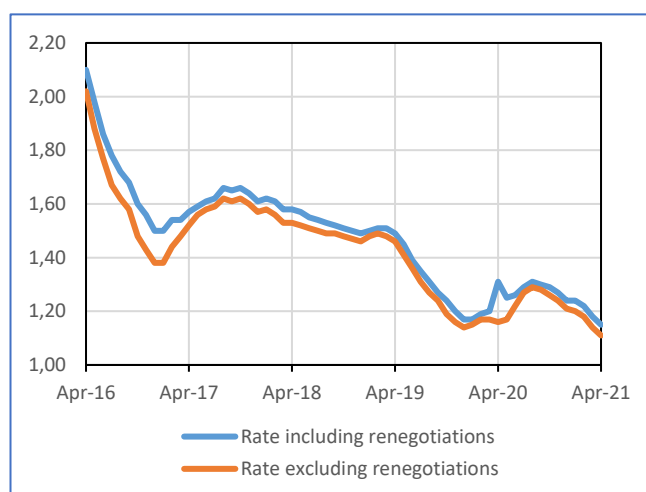
(d) Overdrafts: negative balance of ordinary accounts + commercial credits + factoring + cash credits without fixed repayment schedule (including mobilization of revolving loans).

(e) Revised data

(f) Provisional data

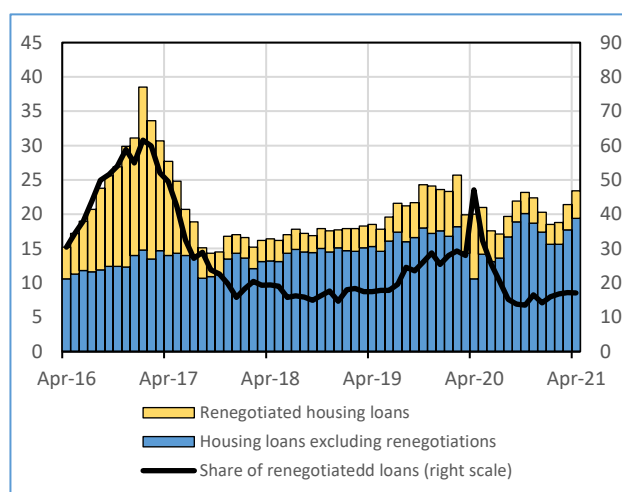
Interest rates on housing loans, all maturities

(Narrowly defined effective rate, average weighted by long and short term flows, in %)



Share of renegotiated loans in new housing loans

(Monthly seasonally adjusted new loans in € Bn, share in %)



Additional information

Only loans granted to individuals (households excluding sole proprietors and unincorporated partnerships) by resident monetary financial institutions are presented here.

The outstanding growth rates are calculated from monthly changes in stocks (including sales and securitization) by correcting from modifications that do not reflect economic changes, especially, the accounting derecognition of loans from the MFI's statistical balance sheet due to write-offs/write-downs. Conversely, exchange rate effects are taken into account without any change for technical reasons.

Monthly growth rates are those of new loans agreed, i.e. disbursed. Nevertheless, new loan production represents new loans granted, even when they are not actually disbursed to the borrower, in accordance with the Eurosystem harmonised methodology, which aims to provide the public with an indicator that rapidly reflects changes in loan production. For this reason, the production of new loans differs from monthly changes in outstanding loans. Indeed, on the one hand, outstanding loans are recorded after the effective disbursement of funds and, on the other hand, they are reduced by the amortization of old loans.

The weighted average rates and new business volumes are calculated according to the harmonized definitions of the Eurosystem. Published rates are the narrowly defined effective rate (NDER). They correspond to the interest component of the Annual Percentage Rate of Charge (APRC). Renegotiated loans also include external mortgage repurchases.

