

4th March 2021

Loans to individuals – France • January 2021

The outstanding amounts of housing loans rise by 5.3% year-on-year

- The annual growth rate of outstanding loans to individuals stands at 4.3% in January 2021 (after 4.5% in December 2020), driven by the increase in housing loans, which grow at an annual rate of 5.3% (after 5.4% in December 2020).
- Monthly seasonally adjusted production of housing loans excluding renegotiations amounts to 15.5 billion euros (compared with 16.7 billion in January 2020). The share of renegotiations reaches 15.9%, after 14.2% in December 2020. Monthly seasonally adjusted production of consumer loans amounted to 6.2 billion, the same level as in January 2020.
- The interest rate on new housing loans is stable at 1.24% after 4 consecutive months of slight decline.

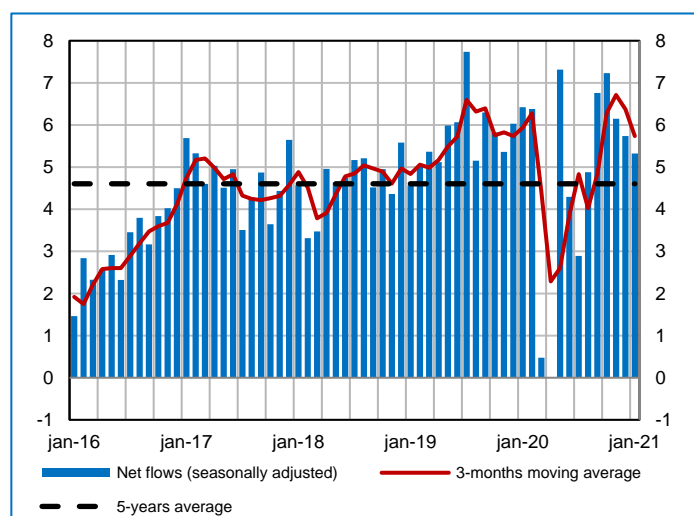
Outstanding amounts and annual growth rates (without seasonal adjustment)

(Outstanding amounts in € Bn, annual growth rate in %)

	End-of-month level	Annual growth rate		
	jan-21	nov-20	dec-20	jan-21
Total	1 360	4,6	4,5	4,3
<i>Lending for house purchase</i>	<i>1 141</i>	<i>5,5</i>	<i>5,4</i>	<i>5,3</i>
<i>Credit for consumption</i>	<i>188</i>	<i>-0,3</i>	<i>-0,3</i>	<i>-0,9</i>
<i>Other lending</i>	<i>31</i>	<i>2,8</i>	<i>3,6</i>	<i>3,0</i>

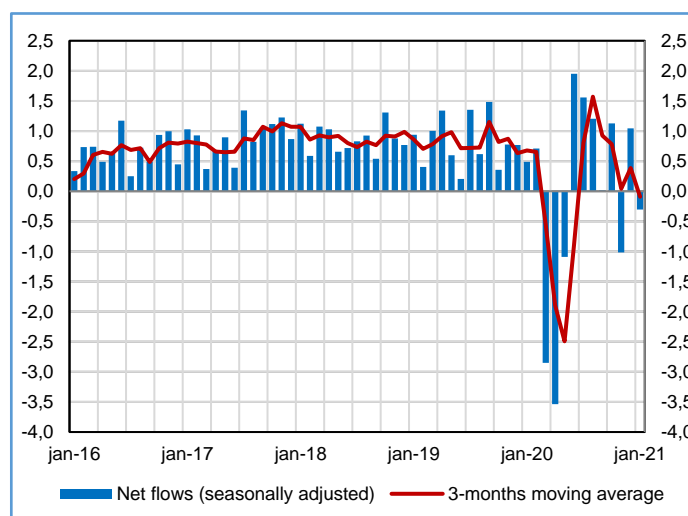
Housing loans to individuals (seasonally adjusted)

(In billion euros)



Credit for consumption (seasonally adjusted)

(In billion euros)





Production of new loans

(excluding overdrafts, monthly flows seasonally adjusted (a))

(volumes in billion euros, proportion in percentage)	Aug-20	Sep-20	Oct-20	Nov-20	Dec-20	Jan-21
- loans for consumption purposes (b)	6.4	6.0	5.7	5.5	5.4	6.2
- housing loans	19.7	21.9	23.2	22.4	20.2	18.4
of which housing loans excluding renegotiations	16.7	18.9	20.1	18.7	17.3	15.5
- proportion of renegotiation (not seasonally adjusted) in % (c)	15.2	13.8	13.5	16.5	14.2	15.9

Interest rates on new loans (narrow defined effective rate, monthly average)

(in percentage)	Aug-20	Sep-20	Oct-20	Nov-20	Dec-20 (e)	Jan-21 (f)
- housing loans	1.31	1.30	1.29	1.27	1.24	1.24
of which housing loans long term and fixed rates	1.31	1.30	1.28	1.27	1.24	1.24
of which housing loans short term or floating rates	1.38	1.37	1.37	1.33	1.33	1.32
of which housing loans excluding renegotiations	1.29	1.28	1.26	1.24	1.21	1.20
- loans for consumption purposes (b)	3.75	3.54	3.67	3.76	3.59	3.61
- overdrafts for individuals (d)	5.16	5.23	5.34	5.34	4.94	5.17

(a) Parameters for seasonal adjustment are updated each month, taking into account monthly data under review.

(b) Excluding revolving loans.

(c) Ratio of renegotiated loans on housing loans, both not seasonally adjusted

(d) Overdrafts: negative balance of ordinary accounts + commercial credits + factoring + cash credits without fixed repayment schedule (including mobilization of revolving loans).

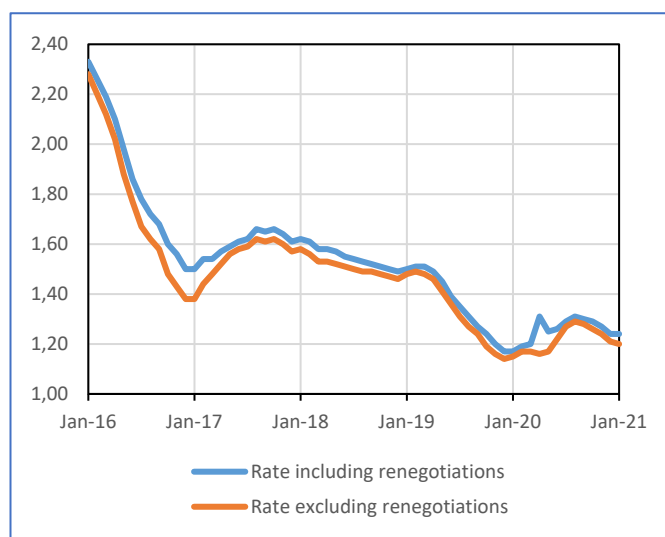
(e) Revised data

(f) Provisional data

Interest rates on housing loans, all maturities



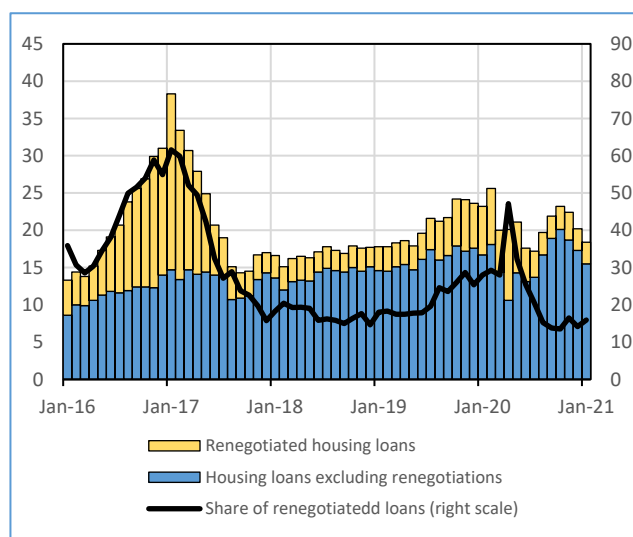
(Narrowly defined effective rate, average weighted by long and short term flows, in %)



Share of renegotiated loans in new housing loans



(Monthly seasonally adjusted new loans in € Bn, share in %)



Additional information

Only loans granted to individuals (households excluding sole proprietors and unincorporated partnerships) by resident monetary financial institutions are presented here.

The outstanding growth rates are calculated from monthly changes in stocks (including sales and securitization) by correcting from modifications that do not reflect economic changes, especially, the accounting derecognition of loans from the MFI's statistical balance sheet due to write-offs/write-downs. Conversely, exchange rate effects are taken into account without any change for technical reasons.

Monthly growth rates are those of new loans agreed, i.e. disbursed. Nevertheless, new loan production represents new loans granted, even when they are not actually disbursed to the borrower, in accordance with the Eurosystem harmonised methodology, which aims to provide the public with an indicator that rapidly reflects changes in loan production. For this reason, the production of new loans differs from monthly changes in outstanding loans. Indeed, on the one hand, outstanding loans are recorded after the effective disbursement of funds and, on the other hand, they are reduced by the amortization of old loans.

The weighted average rates and new business volumes are calculated according to the harmonized definitions of the Eurosystem. Published rates are the narrowly defined effective rate (NDER). They correspond to the interest component of the Annual Percentage Rate of Charge (APRC). Renegotiated loans also include external mortgage repurchases.

